



Siri and Beyond:

Using Speech and More to Control your iOS Device

Kim Patch

617-325-3966

kim.patch@gmail.com

www.redstartsystems.com

Coming soon: www.patchontech.com



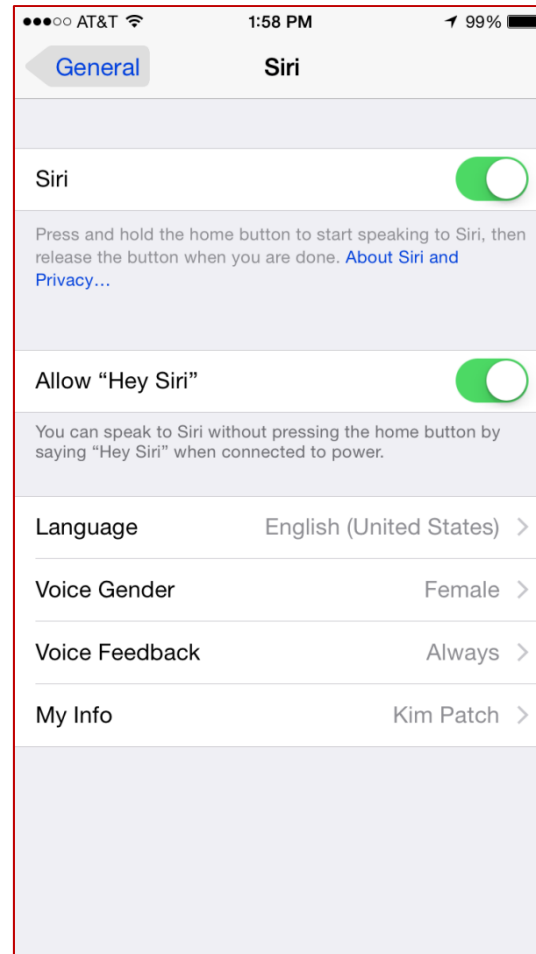
iOS and Speech

- Long press Siri
- Hey Siri (only when your phone is plugged in)
- Keyboard speech button
- Silent options
- Peripherals
- Apps (efficiency, timeshifting and macros)



Siri Settings:

Settings/General/Siri





Long Press Siri

Two types of long presses

1. Hold

Hold on the button while you say your question, then release when you are done

2. Release (easier on your hands)

Hold down the button until you hear the Siri beep, then release. Siri will sense when you are done or you can press the button again when you are done.



Long Press Siri

If there's only one thing you remember from this talk, here's the thing to remember:

Don't speak until after you hear Siri beep.



Long Press Siri

Two types of things you can say

1. Questions

Based on your question, Siri decides whether to do a web search, a Wolfram Alpha search or use an app to give you an answer

2. Commands

Ask Siri to **open** an app, **show** you a deeper look into an app, or use an app to carry out an **action**



Command Wording

- It's important to be consistent with commands
- So they become habit
- So you can lower cognitive load

Consistency = habit = easier



Siri Commands That Work Well For Me

- **Open**
 - Any app (but not home screen icons that you add)
- **Show**
 - A deeper view of some apps (notes, email, calendar, reminders, alarms)
- **Action**
 - Carry out an action in some apps (write a note, reminder, calendar item, alarm, or email, call someone, get directions, search the web)



Siri Commands That Work Well For Me

Open and show command syntax:

- **Open** <app name>
- **Show** notes/reminders/calendar/alarms/email
- **Show** notes/reminders/calendar/email <month> <#>
- **Show** email from <name>
- **Alarm** <time> AM/PM



Siri Commands That Work Well For Me

Open and show command examples:

- Open Safari
- Open Settings
- Show Calendar
- Show Alarms
- Show Email January 5
- Show Email from Eric
- Alarm 3 PM



Siri Commands That Work Well For Me

Action commands:

- **Note** <anything>
- **Add to Note** · <anything>
- **Reminder** <anything>
- **Reminder/Calendar** <time> AM/PM · <anything>
- **Reminder/Calendar** <time> AM/PM tomorrow/next <day>/<month> <#> · <anything>
- **Set Alarm** <time> AM/PM
- **Message/Email** <Name>
- **Message/Email** <Name> · <anything>
- **Call** <Name> home/work/mobile
- **Directions** Home/<anywhere>
- **Nearby** <anything>
- **Search** Web/Wikipedia · <anything>



Siri Commands That Work Well For Me

Action command examples:

- **Note** don't forget to talk about notes
- **Add to Note** talk about reminders too
- **Reminder 3 PM tomorrow** feed cat
- **Calendar 12 o'clock Wednesday** lunch with Adam
- **Set Alarm 3 PM**

- **Message Eric** hi, how are you doing?
- **Email Eric Gmail** hi, how are you doing?

- **Directions** Cambridge Brewing Company
- **Search Web** tiger pictures



Hey Siri

Hands-free speech...

When your phone's plugged in.

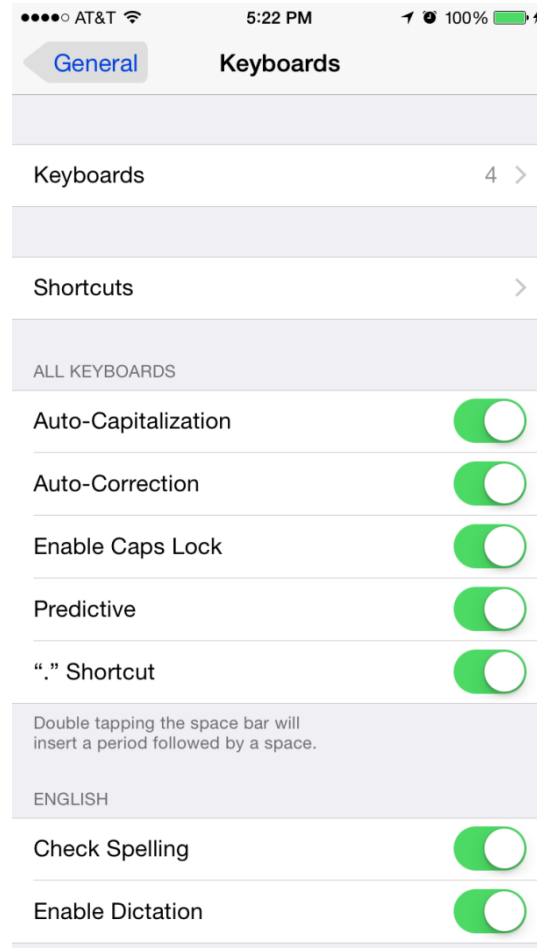
You can plug into the wall, car, your computer.

Say “**Hey Siri**” instead of doing a long press.

You don't have to pause after saying hey Siri, for example “**Hey Siri, open calendar**”





Keyboard button settings: Settings/General/Keyboards





Keyboard Speech Button





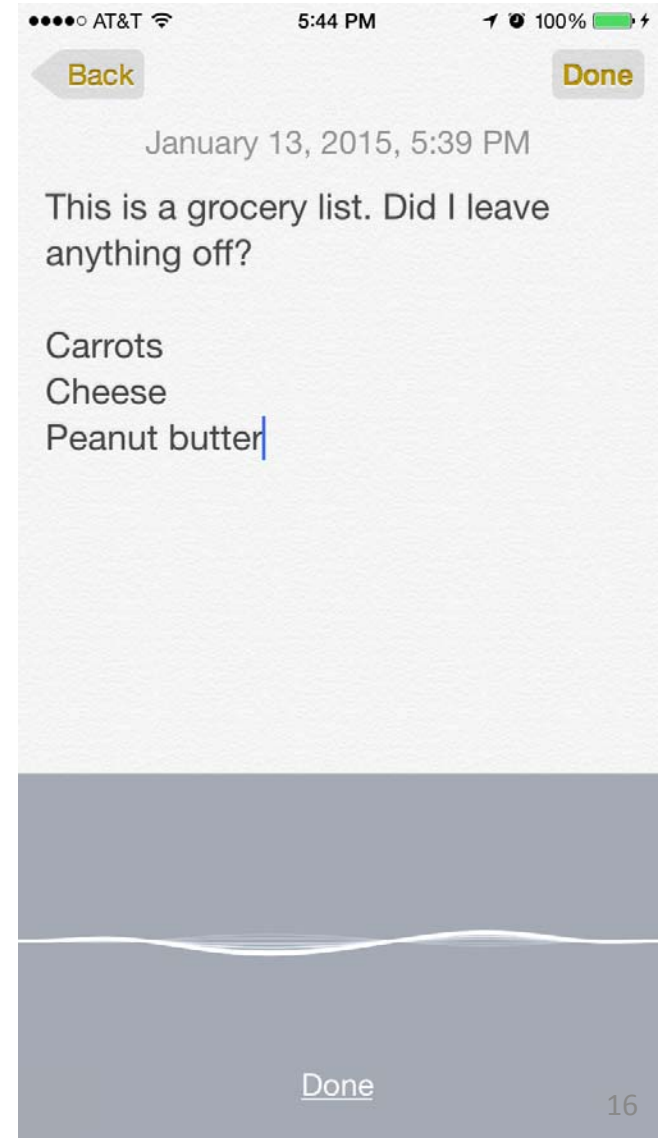
Dictating text

Speak punctuation, line and paragraph commands without pausing.

Example:

This is a grocery list **period**
did I leave anything off
question mark

new paragraph carrots **new**
line cheese **new line** peanut
butter





The Silent Option

The Sylencer microphone

talktech.com/speech-recognition/

It's not completely silent, but it lets you mumble unintelligibly.

Downsides: you have to hold it to your mouth, and it's not that comfortable, but it works when you need it



Peripherals

- **Stylus R Us**

Very soft touch stylus

<http://beststylus.com/index.html>

- **SpiderMonkey** phone and tablet stand

Helps the headdown problem

www.octa.com/products/spidermonkey.html

- A couple of futures: crowd funded wireless controllers

Flic: button www.indiegogo.com/projects/flic-the-wireless-smart-button

Flow: swipe, gesture, dial www.indiegogo.com/projects/flow-the-world-s-most-magical-controller



Input Efficiency

- Steps

Think about workflow
- Cognitive effort
 - Do you have to correct computer errors?
 - How much attention do you need to pay to the input method to avoid garble you can't decipher later?
 - How well do built-in shortcuts work with an input method?
- Stress

Do you lose work if you miss something?

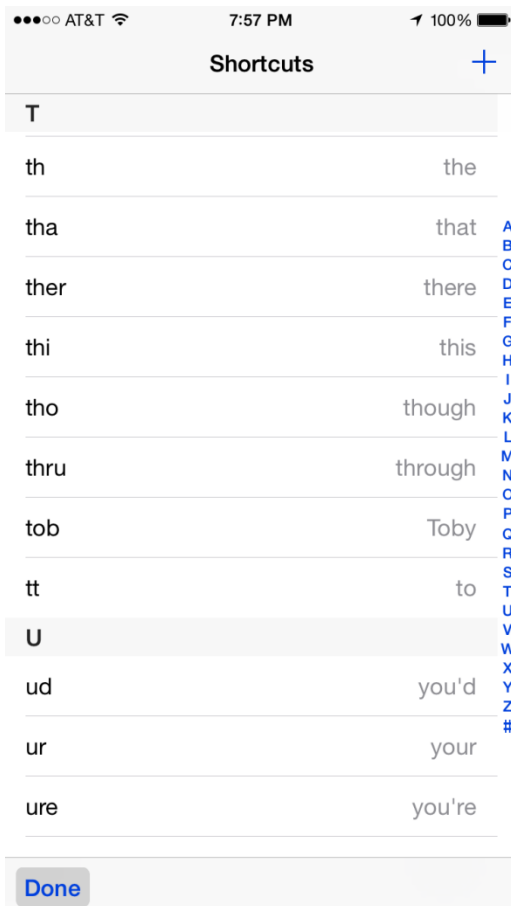


Keyboard Silent Options

- Swype vs. Tap
- Stylus increases visibility, but can get lost
- Handwriting either changes on the fly or changes all at once and keeps a copy of the original
 - SmartNotes App lets you keep a copy

Settings/General/Keyboard/Shortcuts

Use Shortcuts to increase keyboard input efficiency.



4 rules to keep things consistent:

- Stop typing when relatively unambiguous
- Skip apostrophes
- Hit a key twice for a common small word
- Use shorthand that you commonly use when handwriting



Apps

- Timeshifting App
 - AudioNote: recorder that automatically timestamps when you take notes; versions for iOS, Mac, PC
- Macro Apps
 - Workflow: macros for the iPhone
 - Editorial: word processor with macros



AudioNote

AT&T 6:10 PM 100%

Folder T [Pencil] [Eraser] [Camera] Playback

Paused 10:45

1-14-2015 Staff meeting

00:09	L
00:36	L
01:38	I
03:19	A
03:31	I
07:34	A
07:44	A
07:54	A
10:18	S
10:41	L

AT&T 6:14 PM 100%

Folder [Hand] T [Pencil] [Eraser] [Camera] [Microphone]

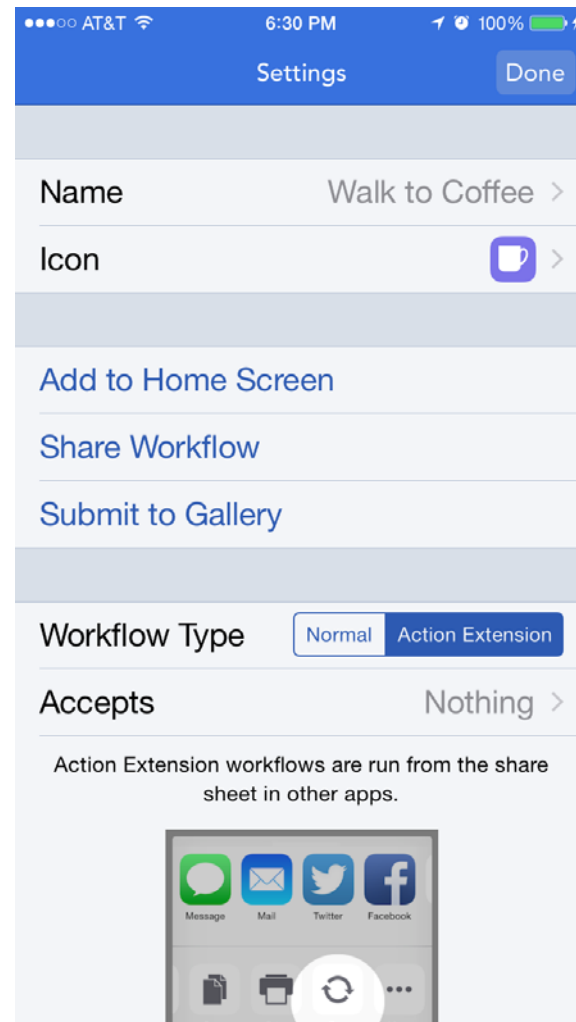
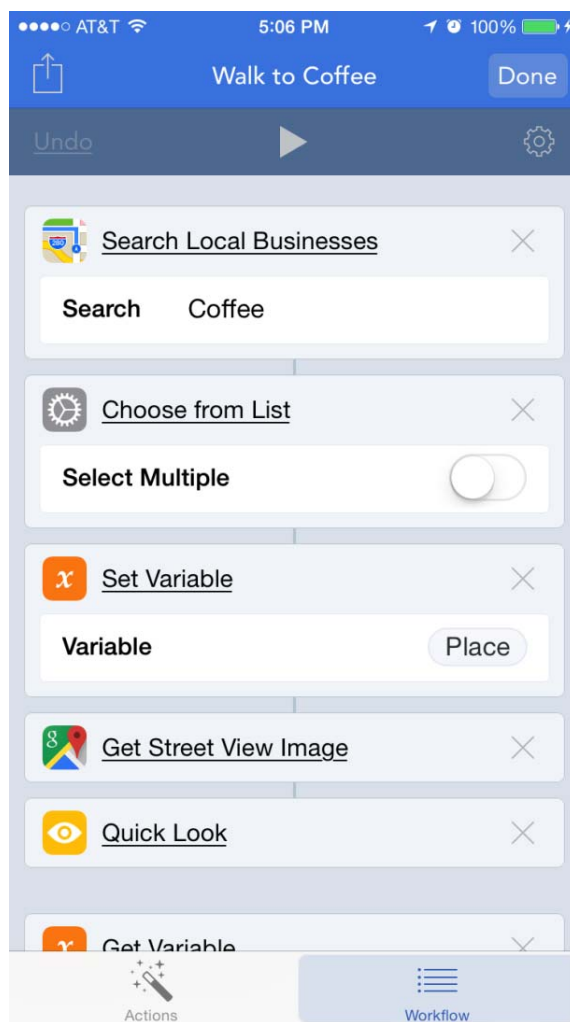
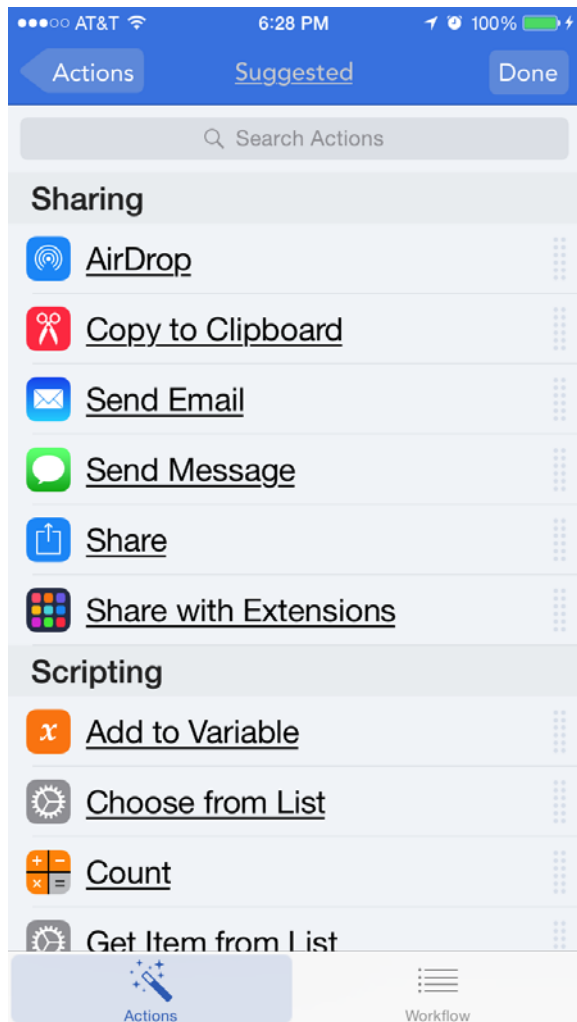
03:20 / 10:47

Staff meeting

00:09	L
00:36	L
01:38	I
03:19	A
03:31	I
07:34	A
07:44	A
07:54	A
10:18	S
10:41	L

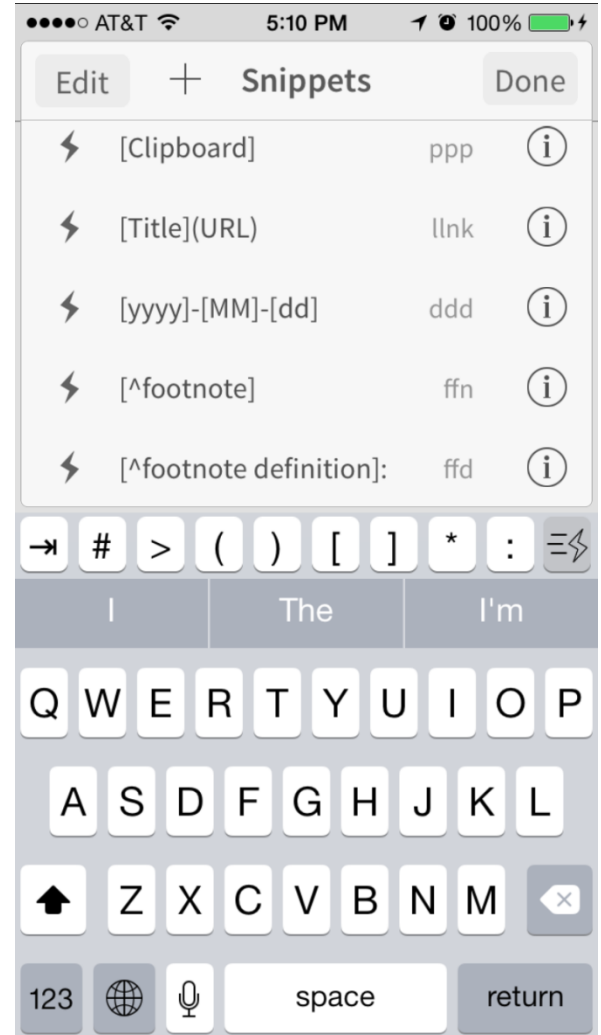
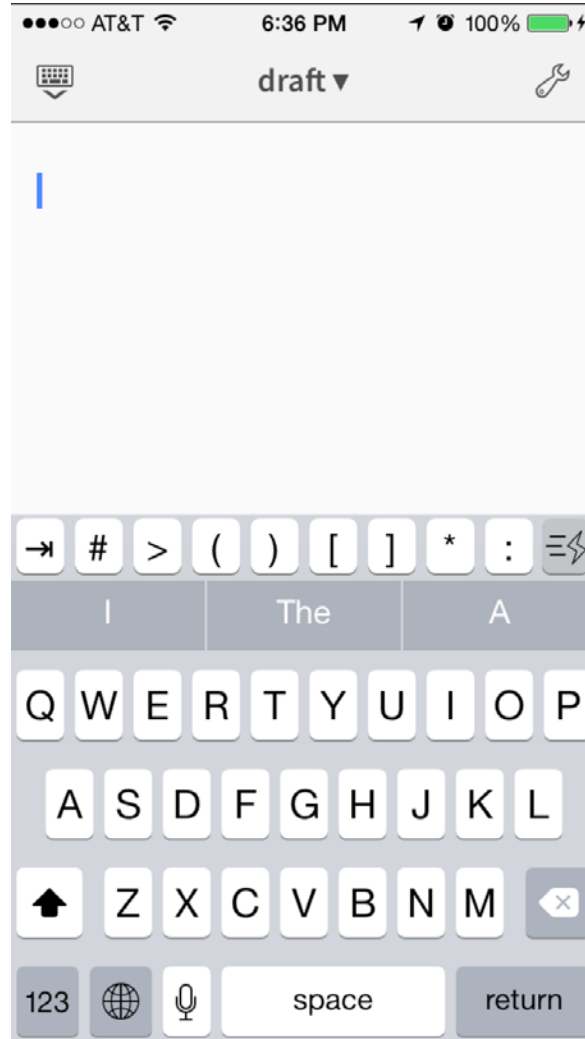
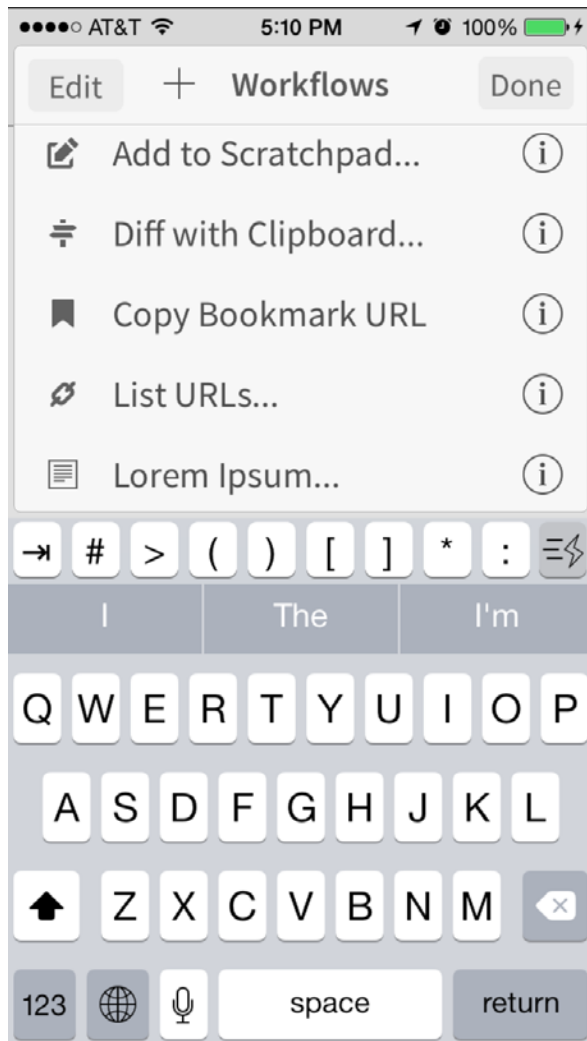


Workflow





Editorial





Improving IOS Speech

- Request for the keyboard speech button
 - Two key speech commands to change dictated text:
 1. Select a number of words back, e.g. “1-10 words”
 2. Redo dictation, e.g. “Resume with <any words>”
- Requests for Siri
 - “Open” command should open user-created home screen icons (like those you can make using the Workflow app).
 - Let the user manage a list of home screen icons that can be activated by voice
- Please pester Apple for these things



Keep in mind

You have to be connected to use Siri. If you don't have a cell or wifi connection it doesn't work. Your query is going out to a server, which is interpreting the speech and sending back the answer. If those servers are slammed there will be delays.

Another improvement to speech that I'm watching for is local speech. This is also something to pester Apple about. In theory the idevice processor is powerful enough to do local speech.

(Check for local speech: put your phone in airplane mode and see if you can dictate.)



Every input method can be overdone

- Pay attention to how you feel
- Keep hydrated
- Take breaks, move around
- Tai Chi and yoga help



Siri and Beyond:

Using Speech and More to Control your iOS Device

Kim Patch

617-325-3966

kim.patch@gmail.com

www.redstartsystems.com

Coming soon: www.patchontech.com